






Frodsham St Luke's Catholic Primary School

Following in the footsteps of Jesus, we learn, love and laugh together

Learning Project - The Rainforest w/c 8th June 2020



Age Range: Year 5

Weekly Reading Tasks	Weekly Spelling, Punctuation and Grammar Tasks
<p>Monday- Ask your child to find a recipe involving chocolate in a recipe book or here. They can find out about chocolate here and summarise their learning.</p> <p>Oak National Academy will be delivering reading lessons on Monday and Tuesday. You should encourage your child to take part in these.</p>	<p>Monday- Your child should take part in the BBC Bitesize English lesson about direct and indirect speech.</p> <p>Following this, they can access the activity that has been set on Grammar and Spelling Bug.</p>
<p>Tuesday- Encourage your child to read this extract from the beginning of The Explorer. Can they draw what they think each character looks like?</p> <p>Why not read under a tree in the garden for a welcome change?</p>	<p>Tuesday- Can your child complete these tasks relating to words ending in -ant, ance, ancy, ent, ence or ency? They should then complete the activity that has been set on Grammar and Spelling Bug.</p>
<p>Wednesday- Ask your child to read an account of living in a rainforest here.</p> <p>Your child can record what the child likes and doesn't like about living in the rainforest.</p>	<p>Wednesday- Today's BBC Bitesize Daily Lesson is all about Relative Clauses. Your child should access this lesson before completing the quiz set on SPaG.com.</p>
<p>Thursday- Ask your child to listen to and read along with A Blade of Grass. What message is the poet trying to convey to the reader?</p>	<p>Thursday- You should encourage your child to take part in Oak National Academy's SPaG lesson.</p>
<p>Friday- Your child should take part in Friday's BBC Bitesize Reading lesson. This week's text is 'The Wolves of Willoughby Chase' by Joan Aiken.</p>	<p>Friday- Ask your child to create a rainforest glossary using these words as a starting point: canopy, monsoon, colony, extinct & deforestation.</p>
<p>Extras</p> <ul style="list-style-type: none"> - Log on to Read Theory and complete some quizzes! - Take a look at this week's First News and Picture News. <p></p> <p>I would love to know what you are reading at home... don't forget to share this to Twitter @Y5StLukesFrod or on this week's discussion page!</p>	<p>Extras</p> <ul style="list-style-type: none"> - Choose a spelling activity to do from the school website. - Practise previous spellings on Spelling Frame. - Use Ninja Vocab to explore new vocabulary every day!

Weekly Writing Tasks	Weekly Maths Tasks- Decimals
<p>Monday- Visit the Literacy Shed for this wonderful resource on The Alchemist's Letter or take part in a writing master class.</p> <p>Alternatively, you can ask your child to write a poem about the rainforest. Get your child to try and create 4 stanzas about the climate, animals, what they like about it and the potential dangers. Ask them to perform their poem.</p>	<p>Monday- You should encourage your child to take part in the BBC Bitesize Maths lesson about understanding and representing decimals with up to 2 decimal places as fractions.</p> <p>Your child will also have the opportunity to recap last week's learning on adding and subtracting decimals over on Oak National Academy. These lessons will take place on Monday and Tuesday.</p>
<p>Tuesday- You should encourage your child to take part in the BBC Bitesize Daily English lesson exploring Fact and opinion.</p>	<p>Tuesday- Today's BBC Bitesize Maths lesson explores recognising and using thousandths and relating them to tenths, hundredths and decimal equivalents.</p>
<p>Wednesday- After the reading task, your child can write a diary entry from the viewpoint of the child who lives in the rainforest. Alternatively, they can write a diary entry in the day in the life of Toki. What is the message of the story and how he felt throughout the clip. What emotive language could they use?</p>	<p>Wednesday- Your child should work through today's BBC Bitesize lesson and then complete the activity on Rounding Decimals that has been set on MyMaths.co.uk. You can also access activities linking to this on Abacus.</p>
<p>Thursday- Your child should access the BBC Bitesize Daily English lesson about Features and writing. Following this, they can review and edit any writing from the week.</p>	<p>Thursday (theme) - TopMarks.co.uk has a range of Rainforest – themed maths games and activities.</p>
<p>Friday- Rainforests are destroyed by nature too so we should make use of their products rather than waste them. Your child can write a balanced argument. Ask your child to write two contrasting descriptions of the rainforest. One depicting the rainforest's beauty and the other deforestation.</p>	<p>Friday – Your child should try the BBC Bitesize 'Maths in Football' challenges. Alternatively, Oak National Academy will be delivering a lesson exploring mental strategies for multiplying decimals.</p>
<p style="text-align: center;">Extras</p> <div style="text-align: center;">  </div> <ul style="list-style-type: none"> - Access a daily Pobble activity. - Check out the activities I have set on Power Writing! 	<p style="text-align: center;">Extras</p> <ul style="list-style-type: none"> - You can find White Rose activities linked to this week's Maths lessons on the school website, you should encourage your child to have a go at these after they have taken part in the BBC Bitesize lessons. - Your child should continue to practise their times tables for at least 20 minutes every day! They can also use Hit the Button. - Complete the daily arithmetic questions. - You should access the activities set on MyMaths.co.uk <div style="text-align: right;">  </div>

Learning Project - to be done throughout the week

The project this week aims to provide opportunities for your child to learn more about the world's rainforests. Learning may focus on the plants, animals and insects that inhabit the rainforest, food that originates there and weather patterns. It could look at plants and animals that can be found in the garden too.

- **Deforestation: Destroying Animal Habitats and The Homes of Humans-** Deforestation occurs in [rainforests](#) throughout the world. Trees are cut down on a huge scale, often to create space for grazing livestock or buildings. As part of this process, [animal habitats and the homes of native people are often destroyed](#). Direct your child to create a poster highlighting the impact of deforestation on both humans and animals. Encourage them to think of possible solutions to some of these challenges and include these solutions on their posters. Remember to tweet a photo of their poster to [@Y5StLukesFrod](#)
- **Welcome to The Jungle: Let Creativity Roar!-** Henri Rousseau was a French painter from the 19th Century who created many paintings inspired by jungles and rainforests, although he never actually visited one. Direct your child to explore [facts](#) about this famous painter and encourage them to create a jungle/rainforest piece of [artwork in his style](#). They could draw, paint or create a collage, depending on the resources you have available at home. 
- **Discovering Far off Lands-** In the 16th century, Sir Walter Raleigh sailed the Atlantic Ocean in search of a place called El Dorado. His expedition took him to Guyana and his search led him to discover the country's rainforest. 400 years on, a group of children have taken on the challenge to follow in Sir Walter's footsteps in their own expedition to Guyana. Direct your child to watch this clip and explore the others on the [BBC Teach website](#). Challenge them to plan their own expedition and consider what they would need to take with them. Alternatively, they could write a first-hand account of their time in the rainforest from the perspective of Sir Walter. Remind them that Sir Walter would not have had access to the mod cons we do now.
- **Rumble in The Jungle - Get that Heart Rate Going! -** Encourage your child to increase their heart rate by challenging themselves and members of the family to mimic the actions of animals which inhabit rainforests. Actions could include: jumping over logs, ducking under branches, high knees through quicksand, running from a tiger etc. Challenge them to record their heart rate (beats per minute) after each activity. Which activity increased their heart rate most?
Recommendation at least 2 hours of exercise a week.
- **Deforestation: Our Climate and Our Planet-** **As well as impacting on animal habitats and native people, deforestation is also a major contributor towards climate change.** Direct your child to create an awareness leaflet about the effects of [climate change](#) on our planet and how [deforestation is contributing towards this](#). 

STEM Learning Opportunities #sciencefromhome

Rainforest Leaf Adaptation

- Watch [this](#) video.
- Many tropical rainforest leaves have a drip tip to help them cope with high rainfall. It is thought that these drip tips enable rain drops to run off quickly. Plants need to shed water to avoid growth of fungus and bacteria in the warm, wet tropical rainforest. Have a look at some other common leaf adaptations [here](#).
- Look at the leaves in your garden or out on a walk. What adaptations do they have? Create a branching identification key to help identify the leaves in your area.

I hope you are all still keeping safe and well! Thank you to those of you who have been sharing what you have been up to via Twitter! Don't forget to keep tweeting [@Y5StLukesFrod](#) and [@stlukesfrodsham](#) I'm looking forward to seeing more photos and tweets! ☺

There will be a new weekly discussion set up on the [school website](#) every Monday! Please make sure you check in here at least once every week. I can't wait to hear from you all!

Additional learning resources parents may wish to engage with

- [BBC Bitesize](#) - Lots of videos and learning opportunities for all subjects.

Year 5/ P6 online lessons Monday 8 June - Friday 12 June			Bitesize Daily Lessons	
Monday	Tuesday	Wednesday	Thursday	Friday
History Anglo Saxon art and culture	Geography The Alps	Science Reversible and irreversible changes	Spanish Food, drink and hobbies	Art and Design Exciting paintings - reviewing classic paintings

- This week's Foundation subjects being delivered on [Oak National Academy](#) are:
 - Monday:** Humanities- What is life like in a Buddhist monastery?
 - Tuesday:** Spanish- To be able to describe the weather in Spanish.
 - Wednesday& Thursday:** Science- What is static electricity?
 - Thursday:** Humanities- Who is the Dalai Lama?
 - Friday:** Art- To create an optical illusion: Impossible Triangle.
 - Friday:** Music- To sing a harmony line above a melody.
- IXL online. Click here for [Year 5](#). There are interactive games to play and guides for parents.
- [Mastery Mathematics Learning Packs](#). Take a look at the mastery mathematics home learning packs with a range of different activities and lessons.
- [Y5 Talk for Writing Home-school Booklets](#) are an excellent resource to support your child's speaking and listening, reading and writing skills.
- Under the [Home Learning Tab](#) on the school website, there is a wide variety of resources for lots of different subjects. You can find activities to support Maths, English, Physical Education and French.
- [My Happy Mind](#) - You have access to our MyHappyMind programme both via the parent app and through the modules available on the [school website](#).
- **Elsa** – Here is a link to support children's wellbeing and help them understand why school is closed <https://www.elsa-support.co.uk/>
- Children can continue to work through their [Code Studio](#) programme using their personal login details.
- [Joe Wicks- The Body Coach](#) will be delivering a daily physical workout for children of all ages.
- [Duolingo](#)- Use your login details to access your account and practise your French skills! You can also find some French activities under the Home Learning tab on the [school website](#).
- Maths activities which recap on previous learning have been set on the [Active Learn](#) (Pearson) website. Children should use their individual login details to access this. This is also the website on which your child can access Bug Club and Grammar and Spelling Bug.

#TheLearningProjects