



Frodsham St Luke's Catholic Primary School

Following in the footsteps of Jesus, we learn, love and laugh together

Tel: 01244 259999 | Email: admin@stlukes.cheshire.sch.uk

Learning Project Week Commencing 15/6/20 - Famous & Significant People

EYFS

Weekly Reading Tasks

Monday- Ask your child to think about their favourite books and read one of them together. Find out about the famous authors and encourage your child to think about why they like these books?

Tuesday- Read stories written by the famous author, Julia Donaldson. You can also listen to them if you click on the following links: [Room on the Broom](#) / [Gruffalo](#).

Oak Academy Lesson – Listening to a story and focusing on audio retrieval. [Click Here](#)

Wednesday- Ask your child to draw pictures showing what happened at the beginning, middle and the end of Room on the Broom or The Gruffalo. Or choose a different story.

Oak Academy Lesson – Use of a story map. [Click Here](#)

Thursday- Ask your child questions about the books that you have shared- Who are the main characters? How are the characters feeling? Who is your favourite character? Why? What did you like/dislike about this story?

Friday- Your child can continue to read a story from the free eBook library at [Oxford Owl](#). Repeat as you would your class reading books.

Oak Academy Lesson – Following instructions to build a home. [Click Here](#)

Extras

- Visit [Storylineonline.net](#) to listen to books read by famous people.
- Use [Oxford Owl](#) for access to eBooks.



Weekly Phonics Tasks

Monday- Sound Sprint - Make some sound cards (you could use paper). Place and spread them out across the floor. Ask your child to run and stand on the sound you call out. Say simple words as a challenge e.g. f-o-x.

Oak Academy Lesson – Language focus about inventions. [Click Here](#)

Tuesday- Play [Online Buried Treasure](#) - Click on the sounds your child is learning. **CHALLENGE:** If you think it is a real word can you explain what the word means?

Wednesday- Ask your child to use their phonic knowledge to spell some of the names of the characters from the 'The Gruffalo'? E.g. f-o-x, ow-l. If this is too tricky, can they say the sounds that make up the words instead?



Thursday- Play [Viking Full Circle](#) - Click on the set of sounds your child is learning. Listen carefully to the word and have a go at choosing the correct letters to make the word.

Friday- Choose a letter of the alphabet. How many famous people or book characters can your child think of that start with this letter?

Extras

- Access [Daily Phonics on Youtube](#)
- Choose a spelling activity to do from the [School Website](#)
- Access Phonics activities on [Phonics Play](#)



Weekly Writing Tasks	Weekly Maths Tasks- Adding
<p>Monday- Watch 'The Gruffalo' here. Ask your child to draw a picture of their favourite character. Can they write words/sentences to describe their character, i.e. furry body, knobbly knees and black teeth.</p>	<p>Monday- Practice counting on from any given number. Try to create rhythmic patterns: 1,2 3,4, 5,6 2,3,4, 5,6,7 8,9, 10. Then play this online adding machine game, add up the animals and objects.</p> <p>Oak Academy Lesson – Combining two quantities to find the totals. Click Here</p> <p>White Rose Maths – Princess Mirror-Belle - Day 1</p>
<p>Tuesday- Can your child make a wanted poster for the Gruffalo. Can they draw a picture of the Gruffalo? Can they describe him?</p>	<p>Tuesday- Use the Tens Frame to add numbers together. Or, ask your child to make 10 using different objects from around the house/garden e.g. dry pasta.</p> <p>Oak Academy Lesson – Exploring addition by adding on. Click Here</p> <p>White Rose Maths – Princess Mirror-Belle Day 2</p>
<p>Wednesday- Your child can practise writing letter families (t, l, i) in fun ways e.g. with their finger in shampoo or with a wet sponge on the pavement.</p>	<p>Wednesday- Adding numbers: Watch Numberblocks (clip 1) to support with adding. You can also click on clip 2 or clip 3.</p> <p>Oak Academy Lesson – Exploring subtraction as partitioning. Click Here</p> <p>White Rose Maths – Princess Mirror-Belle Day 3</p>
<p>Thursday- Ask your child to think about who they believe to be important people – such as the Queen. How would your child describe them? Why do they think they are important? Your child could list important people.</p> <p>Oak Academy Lesson – Write instructions to build a home. Click Here</p>	<p>Thursday- Generate your own addition number stories: First, there are 3 people on the bus. Then, 2 more people get on the bus. How many people are on the bus? Now there are 5 people on the bus.</p> <p>Oak Academy Lesson – Exploring subtraction as take away. Click Here</p> <p>White Rose Maths – Princess Mirror-Belle Day 4</p>
<p>Friday- Ask your child to think about and draw someone who is very important to them. Can your child say or write a simple sentence describing why this person is so important.</p>	<p>Friday (theme)- Make a pretend shop using items from the kitchen cupboard. Ask your child to pretend to be the shopkeeper and do different things such as sell the food, sort it into groups such as types of food, sizes, weights etc.</p> <p>Oak Academy Lesson – Combining 2 quantities to find the totals. Click Here</p> <p>White Rose Maths – Princess Mirror-Belle Day 5</p>
<p style="text-align: center;">Extras</p> <p>- Access writing activities on the School Website</p> 	<p style="text-align: center;">Extras</p> <p>- Find White Rose activities on the school website. - Try out some Creative Maths</p> 

Learning Project - to be done throughout the week

The project this week aims to provide opportunities for your child to learn more about famous or significant people. Learning may focus on past or present inventors, explorers or scientists and how they influence society today.

Make your Favourite Characters-

- Make a puppet of a famous story character. Use a toilet roll and draw, colour and stick other bits of material onto the tube to make your own character puppet. This can be a character from the Gruffalo or a character from another story written by a different famous author.
- Paint your hand and make handprints and decorate to make your very own Gruffalo.



Can you Name the Famous Characters?


- Take part in the quiz -Who Do You Know? You will need help from your grown ups. Have a go at [Quiz 1](#) and [Quiz 2](#). Or, you could also describe famous book characters to your child and they have to guess who it is you're describing.

Play Snake

- The Gruffalo features a snake. Click [here](#) to play snake - Use the arrows on the keyboard to move the snake around - count how many apples you can collect. Or, play a family game of Snakes and Ladders.

Create your own Broomstick

- Create your own broomstick like the witch in 'Room on the Broom'. You could gather up sticks from the garden and tie them on to the end of a large stick using elastic bands, string or garden twine. How could you make improvements to your broom? Encourage your child to act out the story.



Visit 'The Gruffalo' website

- Listen to the Gruffalo [song](#), learn the 'Monkey Puzzle' [song](#) in makaton and dance along to the 'Gruffalo's Child' [song](#). There are also some great interactive games in the [play and explore](#) area. Colour your own Gruffalo using the paint game, create your own monster on monster maker and much more.

Please tweet any pictures or activities for Miss Ledsham to see on Twitter! @fs2stlukesfrod

It has also been great to see the work and photographs that have been uploaded onto the scrapbook area of the website. Please continue to upload them whenever you can!



Remember to check in on the class discussion page at least once every week!

STEM Learning Opportunities #sciencefromhome

Rose Mitchtom and Margarette Steife

- Over 120 years ago two women came up with the idea to make a teddy bear. Collect all your teddy bears. Are they all the same? What do you think makes a good teddy bear? If you were going to invent a new teddy bear what would it look like?

Additional learning resources parents may wish to engage with

Foundation subject lessons from Oak Academy:

Monday - Using Jill Murphy's book, 'Peace at Last' to teach about the importance of sleep. [Click Here](#)

Tuesday – Learning about different Celebrations; Ramadan and Eid. [Click Here](#)

Wednesday – Designing your own Mehndi pattern. [Click Here](#)

Thursday – Building a Mosque with junk modelling. [Click Here](#)

Friday – Creating moon and star Eid decorations. [Click Here](#)

Other resources to access:

- [White Rose Maths](#) online maths lessons. Watch a lesson video and complete the worksheet (can be downloaded and completed digitally).
- [Numbots](#). Your child can access this programme with their school login.
- [IXL](#) Click on Maths, Reception. There are interactive games to play and guides for parents.
- [Talk for Writing Home-school Booklets](#) are an excellent resource to support your child's speaking and listening, reading and writing skills.
- [Elsa Support](#) - Support for children's wellbeing
- [Joe Wicks](#) - Joe Wicks, the Body Coach, will be delivering a daily physical workout for all ages.
- [MyHappyMind](#) - Please remember you have access to our mindfulness and wellbeing programme via the parent app.
- [BBC Supermovers](#)



Saturday is the beginning of National School Sport Week at Home.

The purpose of this week is to celebrate the important role of Physical Education and sport in improving children's health and wellbeing.

To take part and to receive free videos and activity cards, see the link below for more details.

<https://www.youthsporttrust.org/national-school-sport-week-home>

If your child requires more of a challenge, or you believe that there are some gaps in their learning then [Century Tech](#) is a fantastic resource that is currently free for home learning. The app is designed to address gaps and misconceptions, provide challenge and enables children to retain new knowledge. It uses artificial intelligence to tailor the learning to your child's needs. Sign up [here](#).

#TheLearningProjects