





# Frodsham St Luke's Catholic Primary School

*Following in the footsteps of Jesus, we learn, love and laugh together*

Tel: 01244 259999 | Email: admin@stlukes.cheshire.sch.uk

## Learning Project Week Commencing 22/6/20 - Around the World

### Year 5

Weekly Reading Tasks	Weekly Spelling and Grammar Tasks
<p><b>Monday-</b> Encourage your child to read the world news section of a newspaper. Discuss with them what they have found out.</p> <p>Oak Academy Lesson – Reading Comprehension <a href="#">Click Here</a></p>	<p><b>Monday-</b> Challenge your child to complete an alphabetical list of cities from around the world. Where possible, include capital cities.</p>
<p><b>Tuesday-</b> Visit <a href="#">Worldbookonline</a> and login using Username: wbsupport and Password: distancelearn. Select eBooks and your child can read '<b>Where in the World can I Climb a Tower?</b>'. Ask them to design their own tower, thinking about where in the world it should be, its features and purpose.</p> <p>Oak Academy Lesson – Reading Comprehension - <a href="#">Click Here</a></p> <p>BBC Bitesize Lesson – Analysing and performing scripts - <a href="#">Click Here</a></p>	<p><b>Tuesday-</b> Ask your child to record the meaning, an example sentence using the word, associations, synonyms (word with the same/similar meaning), antonyms (word that has the opposite meaning) and a dictionary definition of the following words: <b>appreciate</b>, <b>guarantee</b> and <b>occupy</b>.</p>
<p><b>Wednesday-</b> Click <a href="#">here</a> for a reading activity about <b>The Lost World</b>. Challenge your child to read the text in 3 minutes and complete the questions.</p> <p>Oak Academy Lesson – Read the example of a biography and identify key features - <a href="#">Click Here</a></p>	<p><b>Wednesday-</b> Can your child complete this <a href="#">prefix challenge</a> from Talk for Writing? Ask your child to choose 5 words and apply them into different sentences.</p>
<p><b>Thursday-</b> Ask your child to read an age-appropriate story from another culture. This could be from their own collection, <a href="#">Google Books</a> or <a href="#">Oxford Owl</a>.</p> <p>BBC Bitesize Lesson – Learning about Shakespeare's Twelfth Night' - <a href="#">Click Here</a></p>	<p><b>Thursday-</b> Ask your child to mind map words they associate with Birmingham and words they associate with Johannesburg (see <a href="#">here</a>). This will support a later task.</p> <p>Oak Academy SPAG Lesson – Focusing on parenthesis using a biography. <a href="#">Click Here</a></p>
<p><b>Friday-</b> Ask your child to summarise a book they've read this week in 100 words. Alternatively, they could summarise the main events in the form of a cartoon strip.</p> <p>BBC Bitesize Lesson – Macbeth, retold by Marcia Williams - <a href="#">Click Here</a></p>	<p><b>Friday-</b> Pick 5 Common Exception words from the <a href="#">Year 5/6 spelling list</a>. Task your child with choosing 4 words that have something in common and an odd one out.</p>
<p><b>Extras</b></p> <ul style="list-style-type: none"><li>- Check for new activities on <a href="#">Active Learn</a></li><li>- Visit <a href="#">Storylineonline.net</a> to listen to books read by famous people.</li><li>- Log on to <a href="#">Read Theory</a> and complete some quizzes!</li><li>- Take a look at this week's <a href="#">First News</a>.</li></ul> 	<p><b>Extras</b></p> <ul style="list-style-type: none"><li>- Check for new tasks on <a href="#">Spag.com</a></li><li>- Choose a spelling activity to do from the <a href="#">School Website</a></li><li>- Practise previous spellings on <a href="#">Spelling Frame</a></li><li>- Use <a href="#">Vocab Ninja</a> to explore new vocabulary every day!</li></ul> 

<p><b>Weekly Writing Tasks</b></p> <p>Oak Academy Focus – Biographies</p>	<p><b>Weekly Maths Tasks- Multiplication and Division</b></p> <p>Oak Academy Focus – Shapes BBC Bitesize and White Rose Focus – Decimals</p>
<p><b>Monday-</b> Visit the Literacy Shed for this wonderful resource on <a href="#">The Blackhat</a> or your child write a description about their ideal world.</p> <p>BBC Bitesize Lesson – Writing a comic and using parenthesis - <a href="#">Click Here</a></p>	<p><b>Monday-</b> Get your child to test their times table knowledge by finding the products and factors in this <a href="#">game</a>. Can they work through all of the levels?</p> <p>White Rose Maths – Watch the <a href="#">White Rose Video</a> on subtracting decimals, then complete <a href="#">Day 1 worksheet</a></p> <p>BBC Bitesize Lesson – Subtracting decimals - <a href="#">Click Here</a></p> <p>Oak Academy Lesson – Identifying and classifying shapes based on their properties - <a href="#">Click Here</a></p>
<p><b>Tuesday-</b> Your child can pick a city of choice and create a travel leaflet all about it. Make sure that they include information on: weather, travel time, key tourist spots, accommodation and the local cuisine.</p>	<p><b>Tuesday-</b> Play multiplication war with your child with a deck of cards. Flip two cards over and multiply. Whoever has the highest product keeps the cards. Ask your child what the inverse division fact would be. Use 3 cards as a challenge.</p> <p>White Rose Maths – Watch the <a href="#">White Rose Video</a> on subtracting decimals with different decimal places, then complete <a href="#">Day 2 worksheet</a></p> <p>BBC Bitesize Lesson – Subtracting decimals with different decimal places - <a href="#">Click Here</a></p> <p>Oak Academy Lesson – Identifying and classifying shapes based on their properties - <a href="#">Click Here</a></p>
<p><b>Wednesday-</b> Listen to <a href="#">Zahra</a>. Discuss what the story is about and how we know Zara is from a different country. Ask your child to rewrite the story of Zahra.</p> <p>BBC Bitesize Lesson – National Writing Day Challenge - <a href="#">Click Here</a></p>	<p><b>Wednesday-</b> Encourage your child to practise their <a href="#">column multiplication</a> and <a href="#">short division</a> with these missing digit games. Can your child make their own versions?</p> <p>White Rose Maths – Watch the <a href="#">White Rose Video</a> on Multiplying decimals, then complete <a href="#">Day 3 worksheet</a></p> <p>BBC Bitesize Lesson – Multiplying decimals by 10, 100 and 1000 - <a href="#">Click Here</a></p> <p>Oak Academy Lesson – Identifying regular and irregular polygons - <a href="#">Click Here</a></p>
<p><b>Thursday-</b> Use the story of Zahra to ask your child to create an advert to support <a href="#">WaterAid</a>. What persuasive language could they use? How could they make their advert eye-catching?</p>	<p><b>Thursday (theme)-</b> Choose three or four countries and record the temperature over the course of a week for each of the countries in a table. Your child can draw a line graph showing each country's temperature each day across the week.</p> <p>White Rose Maths – Watch the <a href="#">White Rose Video</a> on dividing decimals, then complete <a href="#">Day 4 worksheet</a></p> <p>BBC Bitesize Lesson – Dividing a 1 or 2 digit number by 10, 100 and 1000 - <a href="#">Click Here</a></p> <p>Oak Academy Lesson – Identifying and classifying triangles - <a href="#">Click Here</a></p>
<p><b>Friday-</b> Ask your child to create a poster which will assist younger children to learn about where the continents, particular countries and oceans of the world are. It must provide key facts and an imaginative layout/design to get children to learn where key places are around</p>	<p><b>Friday (other)-</b> Give your child the digits <b>3, 7, 8, 0, 6</b> and ask them to make as many whole numbers as they can. How can they be sure they have found all the potential numbers? After, give them five different digits and ask them to repeat. Do they find the same amount</p>

the world.

Oak Academy Lesson – Using key features of a biography to create own example. [Click Here](#)

of potential numbers? If so, why could this be?

BBC Bitesize Lesson – Challenge of the week - [Click Here](#)

Oak Academy Lesson – Describing the properties of quadrilaterals - [Click Here](#)

#### Extras

- Choose a daily [Pobble](#) activity.
- Access writing activities on the [School Website](#)



#### Extras

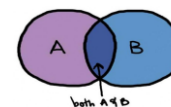
- Your child should continue to practise their times tables for at least 20 minutes every day! Access [TTRS](#) or [Hit the Button](#).
- Complete the daily [Daily Arithmetic](#) questions.
- Access the activities set on [MyMaths](#)



### Learning Project - to be done throughout the week

The project this week aims to provide opportunities for your child to learn more about countries and cities around the world. Learning may focus on different cultures and traditions, famous landmarks, food and clothing.

- **Flags of the World-** Flags are a national symbol for all countries. Cultures use different symbols and colours on their flags which are meaningful to them and represent their history and people. Ask your child to pick 5 countries and investigate their flags. What symbols and colours have they used? Why are these significant to this country? Can your child create a flag for the UK which they feel represents our culture, history and people?
- **Tastes of the World-** Children all around the world eat a variety of food and many of the foods we eat today are inspired by other countries. Can your child research and make a dish from another country which they have not tried before? They could find a recipe, source the ingredients via an online shop and follow the recipe to create a dish for the whole family.
- **International Games-** As part of the London 2012 Olympics a variety of countries were asked to name a traditional game which represented their culture and traditions. These can be [seen here](#). Ask your child to research these games and take inspiration from them to design their own game. Encourage your child to think about how the game is played, how you win and what equipment is needed. Where possible, they should test their game and make any changes needed. Ask them to present their game through writing and pictures. These could be handwritten or digital.
- **From Birmingham to Johannesburg-** Direct your child to think about what it would be like to live in another country. Do they think their life would be the same or completely different? Use the [following clip](#) to compare living in Birmingham to Johannesburg. Ask your child to show the similarities and differences between their life and Nwabisa's life in South Africa. They may wish to show this in a Venn diagram, table or a poster.
- **Exploring the World-** Throughout history many people have explored new places. You can find out about some of them [here](#). Ask your child to pick an explorer from the list or one of their choice. They could map out the places that the explorer visited or they could create a piece of art inspired by the places they visited using digital images as support. They may wish to write a diary entry from the explorer's point of view to share what they have seen and experienced.



I hope you are all still keeping safe and well! Thank you to those of you who have been sharing what you have been up to via Twitter! Don't forget to keep tweeting @Y5StLukesFrod and @stlukesfrodsham 😊 There will be a new weekly discussion set up on the school website every Monday! Please make sure you check in here at least once every week. I can't wait to hear from you all!

## Coronavirus and Wellbeing- Coping with Change

The change that Covid-19 has caused to our lives has been difficult and has provided countless challenges. For many children, the uncertainty and disruption to everyday life has caused worry and anxiety. These tasks are designed to help children process the current situation, begin to make sense of it and plan for returning to a different normal.

### Think

- Explaining to children what the Coronavirus is and how to stop the spread can be a challenging task. [This fact sheet](#) does this in a child-friendly way. Alternatively, there is an animated version [here](#).

### Talk

- Talk to your child about their worries and anxieties, considering what they can control and what they cannot control e.g. *I can keep up with my home learning by checking which tasks I have to do today. I cannot control when this will all be over. Scientists, doctors and governments will help to manage this.*

### Do

- Ask your child to make 2 lists: one listing all of the issues that are not within their control and the other listing issues that are within their control. After this, support your child with listing who is responsible for the issues out of their control and then what they can do to support the issues within their control. This activity should help your child feel more in control about the current situation.

### Visit

- [This document](#) from Emerging Minds offers evidence based advice for anyone supporting children and young people with their worries.

## STEM Learning Opportunities #sciencefromhome

### Engineering Around the World – Telescopes

- The James Webb telescope will be the largest, most powerful and complex space telescope ever built and launched into space in 2021.
- The telescope will be launched into space using a rocket, this means it will have to be strong enough to withstand the vibrations during the launch. Use an egg to represent the telescope and design a rocket that will surround and protect the egg/telescope during the launch.
- For more information and ideas look [here](#).

## Staying Safe Online

Staying safe online is called 'digital literacy' and this means having the skills and knowledge to use the internet safely and responsibly. It is where someone can manage online content and communication, spot possible risks, and find ways to protect themselves from these risks. You can find out more by visiting [Childnet](#).

Your child could have a go at entering **The Childnet Film Competition** which invites young people aged 7-18 to create a 2 minute online safety film to inspire their peers to create a safe, supportive and fun online world around the theme '**We want an internet where we're free to...**' The entries that make into the final shortlist will be judged by a prestigious panel made up of representatives from BAFTA, the BBC, the British Board of Film Classification, the BFI, Disney and the Motion Picture Association. The young people who create winning films and storyboards will receive great filmmaking and creative prizes for their school or youth group. Whether used at school or as a home learning project, the competition is a great way of exploring important internet safety messages with young people of all ages. Find out more [here](#).



## Additional learning resources parents may wish to engage with

This week's [BBC Bitesize Foundation Subjects](#) timetable:

Monday	Tuesday	Wednesday	Thursday	Friday
<b>History</b> Kindom of Benin	<b>Geography</b> Florida	<b>Science</b> Features of sound	<b>Design and Technology</b> Anthropometrics and ergonomics	<b>French</b> Days, months and time

**This week's Oak Academy Foundation subjects:**

**Monday** – A Science Lesson – What is Sustainability? [Click Here](#)

**Tuesday** – A Spanish Lesson – Learning to describe what there is in your town or city. [Click Here](#)

**Wednesday** – A Science Lesson – Learning about components in an electrical circuit. [Click Here](#)

**Thursday** – A History Lesson – the rise of the use of electricity throughout the Industrial Revolution. [Click Here](#)

**Friday** – An Art Lesson – Creating a collage inspired by Henri Matisse. [Click Here](#)

Other resources to access:

- [Twinkl](#) – Click on the link and sign up using your email address and creating a password. Use the offer code UKTWINKLHELPS.
- [White Rose Maths](#) online maths lessons. Watch a lesson video and complete the worksheet (can be downloaded and completed digitally).
- [Times Table Rockstars](#) and [Numbots](#). Your child can access both of these programmes with their school logins. On Times Table Rockstars, children should aim to play Soundcheck for 20 minutes daily.
- IXL online. Click here for [Year 5](#) – There are interactive games to play and guides for parents.
- [Mastery Mathematics Learning Packs](#). Take a look at the mastery mathematics home learning packs with a range of different activities and lessons.
- [Y5 Talk for Writing Home-school Booklets](#) are an excellent resource to support your child's speaking and listening, reading and writing skills.
- [Duolingo](#) – Use your log in details to access your account and practice your French skills! You can also access French activities under the Home Learning Tab.
- [Elsa Support](#) – Support for children's wellbeing.
- [Code Studio](#) – Children can continue to work through their code studio programme using their login details provided.
- [Joe Wicks](#) – Joe Wicks, the Body Coach, will be delivering a daily physical workout for all ages.
- [MyHappyMind](#) – Please remember you have access to our mindfulness and wellbeing programme via the parent app.

If your child requires more of a challenge, or you believe that there are some gaps in their learning then [Century Tech](#) is a fantastic resource that is currently free for home learning. The app is designed to address gaps and misconceptions, provide challenge and enables children to retain new knowledge. It uses artificial intelligence to tailor the learning to your child's needs. Sign up [here](#).

## #TheLearningProjects