





Frodsham St Luke's Catholic Primary School

Following in the footsteps of Jesus, we learn, love and laugh together



Tel: 01244 259999 | Email: admin@stlukes.cheshire.sch.uk

Learning Project Week Commencing 29/6/20 - Music

Year 4

Weekly Reading Tasks	Weekly Spelling and Grammar Tasks
<p>Monday- Look with your child at this poster pack of musical styles. Read through the information for each musical style and find a song to listen to. Ask your child to identify their favourite music styles giving reasons for their choice.</p> <p>Oak Academy Lesson – Fact retrieval using a diary - Click Here</p>	<p>Monday- Ask your child to learn to spell the names of an instrument from each of the instrument families (strings, woodwind, brass, keyboards, and percussion).</p> <p>BBC Bitesize Lesson – Suffixes (er, ing, est, ed, y) - Click Here</p>
<p>Tuesday- Ask your child to find the lyrics to their favourite song and highlight some creative words used, finding out the meaning of new words.</p> <p>Oak Academy Lesson – Making inferences using a diary - Click Here</p> <p>BBC Bitesize Lesson – Fiction and non-fiction - Click Here</p>	<p>Tuesday- Practise spelling these words: measure, treasure, pleasure, enclosure. Can your child write a definition for each of these words?</p>
<p>Wednesday- Do you have any CDs or records in the house? If so, ask your child to organise them in alphabetical order or by genre. If not, provide them with a list of musicians where they can do the same thing.</p> <p>Oak Academy Lesson – Identifying the key features of a diary - Click Here</p>	<p>Wednesday- Ask your child to unscramble these musical words: empot, demloy, epslu, narhmoy & recsttuu.</p>
<p>Thursday- Visit Audible and let your child choose a book to listen to. Ask them to write a review when they have finished (free audio books available).</p>	<p>Thursday- Memory. Write as many of your spellings down from memory as you can. How many did you recall? Practise any you have missed.</p> <p>Oak Academy Lesson – SPAG focus on expanded noun phrases and conjunctions within diary entries. Click Here</p>
<p>Friday- Your child can listen to BBC School Radio music episodes here. These episodes are based on Treasure Island and your child will learn new songs.</p> <p>BBC Bitesize Lesson – ‘Agents of the Wild: Operation Honeyhunt’, by Jennifer Bell and Alice Lickens – Click Here</p>	<p>Friday- Practise the Y3/4 spellings in this fun, interactive way. Encourage your child to note down any words they are unfamiliar with and clarify them.</p>
<p>Extras</p> <ul style="list-style-type: none">- Check for new activities on Active Learn- Visit Storylineonline.net to listen to books read by famous people. 	<p>Extras</p> <ul style="list-style-type: none">- Use this week's Vocab Ninja to explore new vocabulary- Check for new tasks on Spag.com- Choose a spelling activity to do from the School Website- Practise previous spellings on Spelling Frame 

<p>Weekly Writing Tasks</p> <p>Oak Academy Focus – Diary entries</p>	<p>Weekly Maths Tasks- Shape</p> <p>Oak Academy Focus – Place value and number patterns BBC Bitesize and White Rose Focus – Charts and graphs</p>
<p>Monday- Visit the Literacy Shed for this wonderful resource on Once in a Lifetime or take part in a writing masterclass.</p>	<p>Monday- Encourage your child to watch this video about angles and learn the names of different angles such as right angles, obtuse and acute angles.</p> <p>White Rose Maths – Watch the White Rose Video on interpreting charts, then complete Day 1 worksheet</p> <p>BBC Bitesize Lesson – Interpreting charts - Click Here</p> <p>Oak Academy Lesson – Investigating the place value of different number systems - Click Here</p>
<p>Tuesday- Listen to the piece of music called Peter and the Wolf, written by Prokofiev. Whilst listening, encourage your child to list any words that come to mind e.g. elation, cheerfulness. They could also draw a picture of what they think the song represents.</p>	<p>Tuesday- Ask your child to become a shape scavenger! How many examples of different 2D and 3D shapes can they find around the home/garden? Can they create a tally and sort the shapes they find based on their properties? e.g. number of sides/edges, number of pairs of parallel lines.</p> <p>White Rose Maths – Watch the White Rose Video on comparison, sum and difference, then complete Day 2 worksheet</p> <p>BBC Bitesize Lesson – Comparison, sum and difference - Click Here</p> <p>Oak Academy Lesson – Investigating Roman numerals to 100 Click Here</p>
<p>Wednesday- Now read the story. Ask your child to write their own story that would be great told through music or draw a story map to represent this tale. Can they include speech too?</p> <p>BBC Bitesize Lesson – Writing a letter - Click Here</p>	<p>Wednesday- Ask your child to write their name in capital letters and see how many angles they can see in each letter. How many right angles? How many acute and obtuse angles? Repeat for other family names.</p> <p>White Rose Maths – Watch the White Rose Video on introducing line graphs, then complete Day 3 worksheet</p> <p>BBC Bitesize Lesson – Introducing line graphs - Click Here</p> <p>Oak Academy Lesson – Identifying and completing number sequences - Click Here</p>
<p>Thursday- Your child can make a mini-book about the instrument families. Include: names of instruments within that family, famous musicians who use them, country of origin and labelled illustrations.</p> <p>BBC Bitesize Lesson – Use of bullet points - Click Here</p>	<p>Thursday- Last week your child wrote a times table song. Ask your child to rehearse their song but this time incorporate a beat using a musical instrument (see below).</p> <p>White Rose Maths – Watch the White Rose Video on line graphs, then complete Day 4 worksheet</p> <p>BBC Bitesize Lesson – Line graphs - Click Here</p> <p>Oak Academy Lesson – Investigating number patterns - Click Here</p>
<p>Friday- Invent a new instrument. Ask your child to write a fact file about their instrument or</p>	<p>Friday- Practise multiplying multiples of 10 using known facts and place value, e.g. $70 \times 3 =$</p>

<p>design an advert for when the instrument goes on sale.</p> <p>Oak Academy Lesson – To write own diary entry - Click Here</p>	<p>210, I also know that $3 \times 70 = 210$.</p> <p>BBC Bitesize Lesson – Challenge of the week - Click Here</p> <p>Oak Academy Lesson – Investigating a number pattern - Click Here</p>
<p>Extras</p> <ul style="list-style-type: none"> - Choose a daily Pobble activity. - Access writing activities on the School Website 	<p>Extras</p> <ul style="list-style-type: none"> - Your child should continue to practise their times tables for at least 20 minutes every day! Access TTRS or Hit the Button. - Complete the daily Daily Arithmetic questions. - Access the activities set on MyMaths 

Learning Project - to be done throughout the week

The project this week aims to provide opportunities for your child to learn more about music. Learning may focus on famous musicians, listening to and performing music and exploring a range of music genres and instruments.

- **Lean On Me** - Encourage your child to listen to [Lean On Me](#), a Soul/Gospel song by Bill Withers. Do they like it? What instruments can they hear? Can they clap a rhythm? Learn to sing the lyrics and have a go at performing the song. Perhaps your child would like to research this famous artist in more detail and listen to more of his songs, creating an artist profile complete with portrait sketch. Perhaps they could perform the song to a family member via Facetime (with adult supervision)?
- **Musical Makes** - Ask your child to try creating their own music instrument. They could make their own pan flute using straws, a cereal box guitar, or some tin can drums. Encourage them to plan their design first, source materials from around the house, write the steps to make the product and then evaluate it afterwards. Or they could research Kandinsky and create their own instrument art inspired by his work whilst listening to different genres of music.
- **Feel the Beat** - Why not ask your child to have a go at moving their body to different genres of music. As you change between Rock, Jazz, Hip Hop, Heavy Metal and Classical music, how does the way they move their body change? Have a dance together to the beat of the music! **Recommendation at least 2 hours of exercise a week.**
- **Listen Together** - Encourage your child to ask each family member what their favourite song is. Play the song aloud and listen together. Spend some time as a family discussing what genre of music the songs belong to and how each piece of music makes you feel. Which genres of music were the most popular? Can your child represent their results in a bar chart. They could ask family members to rank their favourite genres of music first.
- **Musical Movie Time** - Allow your child to choose an age-appropriate musical to watch. Andrew Lloyd Webber is now posting filmed versions of his shows on his Youtube channel [The Shows Must Go On!](#) each week! Discuss the story behind the musical and ask your child to step into the shoes of different characters and imagine how they are feeling. Which is your child's favourite song from the film/show and why? Can they create a billboard poster advertising the show? Or perhaps design a ticket?

Please add any photographs of your work onto the school scrapbook area, or tweet any photos to @Y4stlukesfrod 📷

Don't forget to check in to our online discussion this week and add your comment - Mrs Fairman loves reading your comments!

Coronavirus and Wellbeing- Returning to/Being at School

The change that Covid-19 has caused to our lives has been difficult and has provided countless challenges. For many children, the uncertainty and disruption to everyday life has caused worry and anxiety. These tasks are designed to help children process the current situation, begin to make sense of it and plan for returning to a different normal.

Think

- Inevitably, your child is likely to have many questions about the Coronavirus, how to stop the spread and what will happen next. [This eBook](#) answers many of the questions and is a helpful starting point for a discussion around their concerns, particularly if they are returning to school soon.

Talk

- School is going to look very different for all children, parents and staff. Social distancing is going to provide an extra challenge for learning. Plan ways that you can still be social whilst social distancing by asking your child to draw illustrations e.g smiling back at people when they smile at you or asking people how they are feeling.

Do

- As well as feeling excited, your child may have many worries about returning to/ being at school. Complete a problem planner with your child, thinking about what their worries are, scaling how concerned they are about each specific problem and planning steps to support any concerns. [This template](#) may help.

Visit

- [Childline](#) has a bank of activities to encourage your child to share their worries. [This factsheet](#) explains anxiety in a suitable way for children.

STEM Learning Opportunities #sciencefromhome

Making Instruments

- You will need a jar/bottle, some water and a pencil. Try tapping the side of an empty container with a pencil. What type of sound does it make? Partially fill the container with water, tap the container again. Has the sound changed? Try filling the container with different amounts of water. Can you play a tune? Look [here](#).
- Now try making a straw oboe. All you need is a drinking straw and some scissors. Cut the end of the straw into an arrow shape and blow gently. Once you get a duck type sound try altering the length of the straw. What do you notice?
- For more ideas take a look at the full resources [here](#).

Staying Safe Online

Staying safe online is called 'digital literacy' and this means having the skills and knowledge to use the internet safely and responsibly. It is where someone can manage online content and communication, spot possible risks, and find ways to protect themselves from these risks. You can find out more by visiting [Childnet](#).

Your child could have a go at entering **The Childnet Film Competition** which invites young people aged 7-18 to create a 2 minute online safety film to inspire their peers to create a safe, supportive and fun online world around the theme 'We want an internet where we're free to...' The entries that make into the final shortlist will be judged by a prestigious panel made up of representatives from BAFTA, the BBC, the British Board of Film Classification, the BFI, Disney and the Motion Picture Association. The young people who create winning films and storyboards will receive great filmmaking and creative prizes for their school or youth group. Whether used at school or as a home learning project, the competition is a great way of exploring important internet safety messages with young people of all ages. Find out more [here](#).



Additional learning resources parents may wish to engage with

This week's [BBC Bitesize Foundation Subjects](#) timetable:

Monday	Tuesday	Wednesday	Thursday	Friday
History Maya Civilisation	Geography Oceans	Science Rocks, soil and fossils	German Family and hobbies	Design and Technology Design skills

This week's Oak Academy Foundation subjects:

Monday – A Geography Lesson – What resources does Chile have? [Click Here](#)

Tuesday – A Spanish Lesson – To be able to name family members and pets. [Click Here](#)

Wednesday – A Science Lesson – What adaptations do nocturnal animals have? [Click Here](#)

Thursday – A Geography Lesson – What resources can be found in The UK? [Click Here](#)

Friday – A Circle challenge! [Click Here](#)

Other resources to access:

- [Classroom Secrets Learning Packs](#) - Reading, writing and maths activities for different ages.
- [Twinkl](#) - Click on the link and sign up using your email address and creating a password. Use the offer code UKTWINKLHELPS.
- [White Rose Maths](#) online maths lessons. Watch a lesson video and complete the worksheet (can be downloaded and completed digitally).
- [Times Table Rockstars](#) and [Numbots](#). Your child can access both of these programmes with their school logins. On Times Table Rockstars, children should aim to play Soundcheck for 20 minutes daily.
- IXL online. Click here for [Year 4](#). There are interactive games to play and guides for parents.
- [Mastery Mathematics Learning Packs](#). Take a look at the mastery mathematics home learning packs with a range of different activities and lessons.
- [Y4](#) Talk for Writing booklets are an excellent resource to support your child's speaking and listening, reading and writing skills.
- [Duolingo](#) – Use your log in details to access your account and practice your French skills! You can also access French activities under the Home Learning Tab.
- [Elsa Support](#) - Support for children's wellbeing.
- [Code Studio](#) - Children can continue to work through their code studio programme using their login details provided.
- [Joe Wicks](#) - Joe Wicks, the Body Coach, will be delivering a daily physical workout for all ages.
- [MyHappyMind](#) - Please remember you have access to our mindfulness and wellbeing programme via the parent app.
-

If your child requires more of a challenge, or you believe that there are some gaps in their learning then [Century Tech](#) is a fantastic resource that is currently free for home learning. The app is designed to address gaps and misconceptions, provide challenge and enables children to retain new knowledge. It uses artificial intelligence to tailor the learning to your child's needs. Sign up [here](#).

#TheLearningProjects