





Frodsham St Luke's Catholic Primary School



Following in the footsteps of Jesus, we learn, love and laugh together

Tel: 01244 259999 | Email: admin@stlukes.cheshire.sch.uk

Learning Project Week Commencing 6/7/20 - Space

EYFS

Weekly Reading Tasks	Weekly Phonics Tasks
<p>Monday- Visit Storytime from Space and let your child listen to the Story Time video of A Moon of My Own.</p> <p>Oak Academy Lesson – Using a full sentence to answer a question - Click Here</p>	<p>Monday- Play the online game 'Picnic on Pluto'. If your child is not at the stage of reading independently, you could sound the words out for them to blend together.</p>
<p>Tuesday- Listen to a space themed online story, Aliens Love Underpants, Roaring Rockets and Whatever Next? Which is your favourite? Why?</p> <p>Oak Academy Lesson – Listening to the story of 'Supertato' and describing your favourite character - Click Here</p>	<p>Tuesday- Play 'I Spy in Space'. 'I spy, with my little eye, something beginning with t'. CHALLENGE: You can include these sounds ch, sh, th.</p>
<p>Wednesday- Using the space stories as a starting point, ask your child to make up their own story about space. It could use the same characters or settings as one of the stories you have shared together.</p> <p>Oak Academy Lesson – Drawing a story map to remember the story of 'Supertato' - Click Here</p>	<p>Wednesday- Write different sounds on paper (maybe re-use the sounds from a previous project). Put the sounds together to make different words only changing the initial sound e.g. t-i-n (tin), b-i-n (bin), ch-i-n (chin).</p>
<p>Thursday- Ask your child to draw a picture of one of the events from their made up space story. Can they explain what's happening in the picture? Or, for more of a challenge, can they draw a book cover for their space story?</p>	<p>Thursday- Your child can list things they would see in space that begin with the letters S, P, A, C & E. Then your child can practice writing these letters in space (in the air) using their finger or a pencil.</p>
<p>Friday- Visit Oxford Owl ebooks. Look at the picture book: 'In the Sky'. Talk about the story together. What is happening on each page?</p>	<p>Friday- Play, 'Pick a Picture'. You can orally sound out the word for your child for them to blend together if they are not yet at the stage of reading independently.</p>
<p>Extras</p> <ul style="list-style-type: none">- Visit Storylineonline.net to listen to books read by famous people.- Use Oxford Owl for access to eBooks. 	<p>Extras</p> <ul style="list-style-type: none">- Access Daily Phonics on Youtube- Choose a spelling activity to do from the School Website- Access Phonics activities on Phonics Play 

Weekly Writing Tasks	Weekly Maths Tasks- Length and Height
<p>Monday- Ask your child to draw their own alien and label it. CHALLENGE: Can they create a fact file for their alien using sentences? E.g. My alien lives on Mars.</p>	<p>Monday- Ask your child to make different rockets out of playdough or strips of paper. Can they make a long rocket? A short rocket? A thick rocket?</p> <p>White Rose Maths – ‘The Dinosaur that Pooped a Planet’ - Activity 1</p> <p>Oak Academy Lesson – Addition and subtraction within 20, part 1 - Click Here</p>
<p>Tuesday- Write an invitation to the alien to invite them to your very own space party.</p>	<p>Tuesday- Your child can compare objects from around the house or outside. Ask them if the object is longer, the same length or shorter? Order the objects.</p> <p>White Rose Maths – ‘The Dinosaur that Pooped a Planet’ - Activity 2</p> <p>Oak Academy Lesson – Depth of numbers within 20, part 1 - Click Here</p>
<p>Wednesday- Your child can draw out or write their own menu for an alien. What does an alien eat? Moon-burgers, star biscuits or fruit rockets. Click here for more ideas.</p>	<p>Wednesday- Work with your child to design a rocket using different 2D shapes. This could be done with 3D shapes if you have spare boxes and resources at home.</p> <p>White Rose Maths – ‘The Dinosaur that Pooped a Planet’ - Activity 3</p> <p>Oak Academy Lesson – Addition and subtraction within 20, part 2 - Click Here</p>
<p>Thursday- Task your child with designing their own spaceship. Can they describe how the machine would move and label it using verbs?</p> <p>Oak Academy Lesson – Writing sentences from the story, ‘Supertato’ - Click Here</p>	<p>Thursday- Ask your child to use Lego, blocks or cardboard boxes to build a tower that is the same height as them, taller than them and shorter than them.</p> <p>White Rose Maths – ‘The Dinosaur that Pooped a Planet’ - Activity 4</p> <p>Oak Academy Lesson – Depth of numbers within 20, part 2 - Click Here</p>
<p>Friday- Ask your child to look up to the sky and down to the ground. Ask them to draw what they can see and have a go at completing the sentence, I can see a..</p> <p>Oak Academy Lesson – Continuing to write sentences from the story, ‘Supertato’ - Click Here</p>	<p>Friday- Play the online game Let’s Compare. Following this, your child can sing the song Short or Tall.</p> <p>White Rose Maths – ‘The Dinosaur that Pooped a Planet’ - Activity 5</p> <p>Oak Academy Lesson – Addition and subtraction within 20, part 3 - Click Here</p>
<p style="text-align: center;"><u>Extras</u></p> <p>- Access writing activities on the School Website</p> 	<p style="text-align: center;"><u>Extras</u></p> <p>-Find White Rose activities on the school website. - Try out some Creative Maths</p> 

Learning Project - to be done throughout the week

The project this week aims to provide opportunities for your child to learn more about space. Learning may focus on our Solar System, the Sun and the Moon. It could look at life in outer space from the view of an astronaut and travelling through space.

Remarkable Rockets

- Use junk modelling or craft items you have around your house to create your own rocket. Toilet roll tubes are a good starting point. You could have rocket races in the garden:
 - Tie a string up at an angle or use the washing line.
 - Blow up a balloon and sellotape it to your rocket. Hold the end of the balloon but do not tie it.
 - Let the balloon go and watch your rocket fly!



Make a Textured Planet

- Work with your child to create a replica of a planet. You could papier mache a balloon, or colour, paint or stick bits of materials on to the card to create textured effects. This shaving foam paint technique (see picture) creates a great textured finish when dry. Simply spray shaving foam onto a plate and drop in food colouring or poster paint.



Explore Space Online

- Support your child in looking at the Earth from space using the [Google Earth](https://www.google.com/earth/) programme and identifying simple features such as water.
- Can you find your home? What does your child notice about the surrounding area?



Phone Home

- Create a space phone with your child using items from around the home. Get them to practise forming numerals correctly to create the buttons.
- Make a space phone book to support roleplay. Ask your child to draw a picture of a different alien on each page and write a phone number for them.

Have a Space Themed Party/Picnic

- Support your child to use tin foil to create shiny space suits for their teddies and dolls. They could have a space-themed teddy bear's picnic afterwards where they share the biscuits in the next activity!
- Make yummy star biscuits to share at the picnic. Click [here](#) to find instructions on how to support your child in making simple star biscuits. They could share them at their space themed teddy bear's picnic.



Take part in St Luke's Virtual Sports Day this week!

We know that both children and teachers really look forward to this day, so we have adapted our events so you can participate from home. You will have received details of the events, with the required equipment via email. You have also been sent a scorecard which should be filled in and emailed to admin@stlukes.cheshire.sch.uk.

Please share photos and videos of the events with us! You can do this via the school twitter accounts, and you can also send in photos, videos and comments to our Virtual Sports Day blog – See the link below. 😊 Enjoy and good luck!

<http://www.stlukesfrodsham.org.uk/blog/virtual-sports-day/54552>

Please tweet any pictures or activities for Miss Ledsham to see on Twitter! @fs2stlukesfrod

Alternatively, post any work or pictures onto the scrapbook area of the school website! 😊

Please try to check in on the class discussion page at least once every week. Miss Ledsham loves hearing from you!

Coronavirus and Wellbeing- Looking Forward

The change that Covid-19 has caused to our lives has been difficult and has provided countless challenges. For many children, the uncertainty and disruption to everyday life has caused worry and anxiety. These tasks are designed to help children process the current situation, begin to make sense of it and plan for returning to a different normal.

Think

- Reading or being read to offers hope and positivity. [The Book of Hopes](#) aims to comfort and encourage children during these unusual times.

Talk

- Talk to your child about what they are looking forward to most when things begin to return to normal. Who are they looking forward to seeing at school? What places are they excited about visiting with the family? What will they miss about being at home?

Do

- Write the headings 'Things I've enjoyed being at home' and 'What I am looking forward to most' on paper. Ask your child to draw and/or list all of the positive experiences they have had over the last few weeks and those to come.

Visit

- If your child is struggling to adapt to the 'new normal', [Mind Ed for Families](#) offers safe and reliable advice on supporting children's mental health and wellbeing.

STEM Learning Opportunities #sciencefromhome

Mission X – Astro Agility Course

- Complete an agility course to improve movement skills, co-ordination, and speed. Record your speed and see if you can get faster with practise. See [here](#).

- Sign up and access all of the Mission X resources [here](#).

Additional learning resources parents may wish to engage with

Foundation subject lessons from Oak Academy:

Monday - Exploring how we might feel when we experience change - [Click Here](#)

Tuesday – Learning about the seasons - [Click Here](#)

Wednesday – Creating a seasons collage - [Click Here](#)

Thursday – What are the different parts of a flower? [Click Here](#)

Friday – Creating a summer crown - [Click Here](#)

Other resources to access:

- [White Rose Maths](#) online maths lessons. Watch a lesson video and complete the worksheet (can be downloaded and completed digitally).
- [Numbots](#). Your child can access this programme with their school login.
- [IXL](#) Click on Maths, Reception. There are interactive games to play and guides for parents.
- [Talk for Writing Home-school Booklets](#) are an excellent resource to support your child's speaking and listening, reading and writing skills.
- [Elsa Support](#) - Support for children's wellbeing
- [Joe Wicks](#) - Joe Wicks, the Body Coach, will be delivering a daily physical workout for all ages.
- [MyHappyMind](#) - Please remember you have access to our mindfulness and wellbeing programme via the parent app.
- [BBC Supermovers](#)



Cheshire West and Chester have just launched a new Summer Reading Challenge website especially for children in the area.

See the link below for more details 😊

https://www.youtube.com/watch?v=fsD4vnBvcHk&feature=emb_logo

If your child requires more of a challenge, or you believe that there are some gaps in their learning then [Century Tech](#) is a fantastic resource that is currently free for home learning. The app is designed to address gaps and misconceptions, provide challenge and enables children to retain new knowledge. It uses artificial intelligence to tailor the learning to your child's needs. Sign up [here](#).

#TheLearningProjects