



Frodsham St Luke's Catholic Primary School

Following in the footsteps of Jesus, we learn, love and laugh together

Tel: 01244 259999 | Email: admin@stlukes.cheshire.sch.uk

Learning Project Week Commencing 13/7/2020 – Transition

Year 1

This week's learning project focuses on supporting your child with transitioning to their new class. It will give them the opportunity to reflect on their time in their current class, discuss their favourite memories and achievements whilst also considering their hopes and dreams for the next academic year.

Transition Activities

MEMORIES



Monday- Over the last year, your child will have created many school memories that they will cherish forever. Capture these memories in a fun way by asking your child to create a 'Memory Jar'. Using coloured paper ask your child to draw or write down their favourite memories. They can use different colours to show different categories of memory e.g. blue for friendship, yellow for teachers, red for favourite lessons, green for school trips. Use a jam jar or a plastic bottle to collect their memories; they could even personalise their jar with decoration.

Maths Activities to access:

White Rose – Watch the [White Rose Video](#) on time to the hour, then complete [Day 1 Worksheet](#)

BBC Bitesize – Time to the hour - [Click Here](#)

English Activities to access:

BBC Bitesize – What is a story? [Click Here](#)

Access [Daily Phonics on Youtube](#)

ACHIEVEMENTS






Tuesday- Your child has achieved so much over the course of the year and now it is time to reflect on what makes them proud. Ask your child to think about their proudest academic achievements and their **proudest achievements** outside of the classroom too. After discussing your child's accomplishments, ask them to choose one. Work together to design and create an achievement medal. Do this by cutting a piece of cardboard into a circle or star shape, painting it gold or sticking shiny paper to it. Write the number one on the medal and add string or ribbon. Why not have a ceremony and present the medal to your child?

Maths Activities to access:

White Rose – Watch the [White Rose Video](#) on time to the half hour, then complete [Day 2 Worksheet](#)

BBC Bitesize – Half past times - [Click Here](#)

English Activities to access:

	<p>BBC Bitesize – Characters in stories - Click Here</p> <p>Access Daily Phonics on Youtube</p>
<p>SAYING FAREWELL</p> 	<p>Wednesday- Ending the academic year is a time for your child to say farewell to current teachers and sometimes to classmates too. Talk to your child about the friendships they have made this year. Who is important to them and why? What are they going to miss most about their teacher/teachers? Support your child to draw around their hand on paper and then carefully cut it out. On the template, ask your child to draw or write a goodbye message to a friend or teacher. On each finger, they could write the qualities that this special person has displayed over the year e.g. kindness, being helpful, etc.</p> <p>Maths Activities to access:</p> <p>White Rose – Watch the White Rose Video on writing time, then complete Day 3 Worksheet</p> <p>BBC Bitesize – Writing and measuring time - Click Here</p> <p>English Activities to access:</p> <p>BBC Bitesize – What is a setting? - Click Here</p> <p>Access Daily Phonics on Youtube</p>
<p>INDIVIDUAL QUALITIES</p> 	<p>Thursday- Ask your child to think about what makes them special. What makes them different to other people? You could ask other family members to contribute to this too and record a list of your child’s individual qualities together. Following this, ask your child to record their individual qualities on a person template (see below). They may wish to do this by creating a collage using cut out pictures from magazines that represent their individual qualities. Alternatively, they could draw pictures to represent their qualities onto the template. Talk about the importance of being unique together.</p> <p>Maths Activities to access:</p> <p>White Rose – Watch the White Rose Video on comparing time, then complete Day 4 Worksheet</p> <p>BBC Bitesize – Comparing time - Click Here</p> <p>English Activities to access:</p> <p>BBC Bitesize – Planning and writing a story - Click Here</p> <p>Access Daily Phonics on Youtube</p>
<p>GOAL SETTING</p> 	<p>Friday- Read or listen to the story ‘Giraffes Can’t Dance’ here. Talk about how Gerald the giraffe showed determination when trying to achieve his goals. Ask your child what they would like to achieve next year, e.g. ‘to improve my handwriting’, ‘count in tens’ or ‘show more kindness to others’. After this, ask your child to choose 5 things from the list which they would like to achieve during their next school year. Work together to create a vision board. This can be done by cutting out pictures that represent the goals, pasting onto card and decorating. They could add personal qualities to their vision board too.</p> <p>Maths Activities to access:</p> <p>BBC Bitesize – Challenge of the week - Click Here</p> <p>English Activities to access:</p> <p>BBC Bitesize – Reading lesson - Click Here</p>

Access [Daily Phonics on Youtube](#)

KS1 Transition Learning Project

Below are some ideas of how your child could set out their work.

MEMORIES



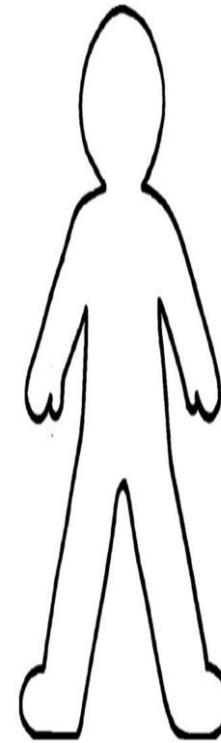
ACHIEVEMENTS



SAYING FAREWELL



INDIVIDUAL QUALITIES



GOAL SETTING



Additional Learning Resources Parents May Wish To Engage With:

This week's [BBC Bitesize Foundation Subjects](#) timetable:

Monday	Tuesday	Wednesday	Thursday	Friday
Science Challenge Faster, further, higher	Sports UK Coaching	Sports TBC	Dance and Music The Nutcracker - Snowflake symmetry	Cooking Make your own frozen yoghurt ice cream

Other resources to access:

- Tips and resources to support transition from Mentally Healthy Schools can be found [here](#).
- Childline wants to help bring out the best in your child through some [easy-to-do activities](#).
- The [BBC Bitesize website](#) has lots of helpful videos to support transition for both parents/carers and children.
- [Parentkind](#) provides handy hints to help prepare your child for their new class.
- [Numbots](#). Your child can access this programme with their school login.
- IXL- Click here for [Year 1](#) . There are interactive games to play and guides for parents.
- [Mastery Mathematics Learning Packs](#) Learning packs with different activities and lessons. Includes notes on how to do these activities with your children.
- [Y1 Talk for Writing Home-school Booklets](#) are an excellent resource to support your child's speaking and listening, reading and writing skills.
- [Elsa Support](#) - Support for children's wellbeing.
- [Code Studio](#) - Children can continue to work through their code studio programme using their login details provided.
- [Joe Wicks](#) - Joe Wicks, the Body Coach, will be delivering a daily physical workout for all ages.
- [MyHappyMind](#) - Please remember you have access to our mindfulness and wellbeing programme via the parent app.
- [BBC SupermoversJoe Wicks](#) - Joe Wicks, the Body Coach, will be delivering a daily physical workout for all ages.
- [MyHappyMind](#) - Please remember you have access to our mindfulness and wellbeing programme via the parent app.
- [BBC Supermovers](#)

Enjoy your last four days of being in Year 1, everybody! Please share your memories and achievements on our class twitter page @Y1stlukesfrod, or on the school scrapbook page. Mr Taylor loves to see any pictures or activities that you upload! 😊 Don't forget to comment on the class discussion page too; the last one of Year 1!

This week, you will have the chance to have a 'Meet the Teacher' Zoom Call with your new class teacher for September. How exciting! 😊 Details of this will be emailed out on Monday.

Have a good week everybody! Mr Taylor 😊

#TheLearningProjects