


Together @ Home



Here are some activities you could do together as a family, begin with the story and then do as many or as few as you like, in any order.

Bible Passage

Today we will be exploring together, the story of Jesus appearing on the Emmaus Road!

You can find it in your Bible in:
Luke 24 v 13–35

Read the story together – choose a Bible translation or children’s story version which best suits your group.

To Emmaus

A prayer to say together

Dear God,

Thank you for the story of Jesus appearing on the Emmaus Road. Thank you that your plan for Jesus to die for us and come back to life can be found throughout the Bible.

Help us to dig deep into your word and learn more about you. Help us to experience it like a fire in our own hearts.

We pray for those in the world who don’t yet know you that they would be drawn close to you. Help us to share your word with others so that they can know your salvation plan too.

Amen

Discussion

A question for adults to ask children

Why do you think Jesus did not reveal who he was straight away?

When Jesus met with Thomas after he had risen he said “Those who believe without seeing me will be truly blessed” and in 2 Corinthians 5 v 7 we are encouraged to “live by what we believe, not by what we see”. Jesus wanted the two followers to know he was alive not just because they had seen it but because they knew it in their hearts. In verse 32 they say that hearing Jesus explain the Bible was like having a fire burning in their hearts. Even though we cannot see Jesus we can still believe that He is alive and read the Bible – why not ask God to help you experience God’s word like a fire today!

A question for children to ask adults

*What is your favourite verse of the Bible?
Why is it special to you?*

Family Activity 1

You will need: A blindfold (scarf), some familiar objects

Jesus said it was better to believe without seeing. Take it in turns to wear the blindfold. Pass an object to the person wearing the blindfold, can they work out what it is without being able to see it?

You could think about how the object feels, how it smells, if it makes a sound. Maybe you will find out new things about the objects that you hadn’t noticed before.

When Jesus spent time with his followers, they did not recognise him by how he looked but they experienced something new about who he was in the way he unlocked scripture to them.





A verse to remember

Acts 2 v 23b

“This was God’s plan which he had made long ago; he knew all this would happen.”

Try to learn this verse together, you could come up with some actions to help you remember it or decorate the verse on a piece of paper or card together and put it up somewhere to remind you of it through the week.



Family Activity 2

You will need: paper, pens, timer, Bibles

When the followers spoke with Jesus, they understood God’s plan better than ever before. Have a Bible race to help you practice finding verses in the Bible. You could use these verses about Jesus and love or write out some verses of your own to look up on pieces of paper.

If you have more than one Bible you can all search for the verse at the same time.

If you only have one Bible take it in turns to search and time how long each person takes.

Remember you will need to find the right **BOOK** of the Bible and then the **CHAPTER** (Big number) and **VERSE** (Little Number).

John 3 v 16

Acts 4 v 12

Isaiah 9 v 6

1 John 4 v 19

Mark 1 v 10–11

Romans 5 v 8

John 14 v 6

Psalms 136 v 26

Active Prayer

In our story today Jesus met with his followers while they were on the road. Why not plan a route you can walk in your community. Think of places you would like to pray for that you could be on your route.

If you are currently allowed out of the house, you could walk your actual route during allowed exercise time – remember to keep at a safe distance from anybody you meet.

If you are unable to leave the house, why not use google maps “street view” and travel your route from inside your home.

Pray for the people and places you pass on your walk.

Helping Older Children

It is great to be able to equip older children to do their own Bible study and unpack scripture for themselves.

Children might have many questions, here are some short passages you could direct them to. Encourage them to read the passage, spend some time thinking about it and praying asking God to help them understand it better.

Why not ask **them** to tell **you** what they have learned rather than try to answer their questions yourself.

A passage about being worried

Matthew 6 v 25-27

A passage about facing challenges

2 Corinthians 4 v 16-18

A passage about living for God

1 John 3:16-18

A passage about living a pure life


Psalms 119 v 1-16

A passage about God’s forgiveness

1 John 1 v 5-10


A passage about times of trouble

James 1 v 2-8



A colouring page you could print and colour together

“THIS WAS GOD’S
PLAN WHICH HE HAD
MADE LONG AGO...”




...HE KNEW ALL THIS
WOULD HAPPEN”

ACTS 2 V 23B

Puzzle Sheet

Can you unscramble these books of the Bible?

Join the dots to complete the picture and see who is reading the Bible.



senigse

xedosu

emhtatw

tsca

slpmas

Can you find all of these words hidden in the word search?

a	f	n	j	s	u	s	e	j	h
c	d	d	e	y	g	h	r	e	e
a	a	y	s	d	n	e	i	r	f
h	e	v	i	l	a	a	f	u	s
e	r	u	t	p	i	r	c	s	o
w	b	w	u	d	p	t	f	a	z
f	v	e	d	d	l	x	m	l	l
a	l	n	s	u	a	m	m	e	s
k	e	f	f	h	n	o	j	m	b
o	t	s	j	w	h	x	r	g	y

Jesus
Emmaus
road
scripture
friends
Jerusalem
bread
heart
eyes
alive
plan
fire

